















Point of Care Risk Assessment: PPE Selection Guide

Health care workers must perform a Point of Care Risk Assessment before each patient integration. Here is a guide for the typical PPE required to protect you from exposure. Patient and situation specific factors must be considered when completing the risk assessment.

For questions about this resource, please contact: hmmscovid19@hmms.on.ca

Hazard	PPE	Indication
Will my hands come into contact with blood/bodily fluids?	Vinyl Gloves 	Appropriate for most tasks that require gloves.
	Nitrile Gloves 	For situations with large amounts of blood/bodily fluids (i.e. ED trauma cases, ICU), or for bodily fluids from patients on cytotoxic precautions.
	Specialty Gloves 	For sterile procedures, medical device reprocessing and pharmaceutical preparations.
Will my hands come into contact with chemicals, medications or cleaning solutions?	Vinyl Gloves 	Appropriate for most pharmaceuticals and common cleaning chemicals (i.e. equipment wipes, Oxivir, Percept).
	Nitrile Gloves 	Required for sporicidal cleaners, certain chemicals in the clinical labs or cytotoxic precautions (hazardous drugs).
Will my clothes come into contact with blood/bodily fluid?	Level 2 Gown 	Most commonly used gowns that are laundered and returned to hospital.
	Level 3 or 4 	For specific use in the OR, MDR and ED including surgical care, trauma care and hazardous drugs/cytotoxic precautions.
Will my mouth, nose or eyes be exposed to a sneeze, cough, splash/spray of bodily fluids or chemicals?	Level 1 Procedure or Surgical Mask 	Provides barrier protection for procedures with low amounts of blood, body fluid spray or aerosols. Standard for surgical and procedural uses. Resistant to sprays up to 80 mmHG (low arterial pressure).

Point of Care Risk Assessment: PPE Selection Guide

			<p>Particle filtration efficiency (PFE) $\geq 95\%$ 0.1 MICRON.</p> <p>Note: A Level 1 face mask with a full face shield provides appropriate protection for Droplet/Contact Precautions and will keep your mask dry and intact.</p> <p>Note: Eye protection must be worn in combination with any mask. <i>*Personal eye glasses do not count as eye protection.</i></p> <p>Note: A face shield helps keep a respirator clean and provides an additional barrier protection.</p>
	Level 2 Procedure or Surgical Mask	 <p>or</p> 	<p>Provides barrier protection from exposure to moderate levels of fluids, sprays or aerosols. Commonly used for patients in Droplet Precautions. Resistant to sprays up to 120 mmHG (average arterial pressure). Particle filtration efficiency (PFE) $\geq 98\%$ 0.1 MICRON.</p>
	Level 3 Procedure or Surgical Mask		<p>Provides maximum barrier protection from exposure to highly pressurized and heavy levels of fluids, splashes/sprays or aerosols that can be generated during trauma or surgical procedures in the OR. Resistant to sprays up to 160 mmHG (high arterial pressure). Particle filtration efficiency (PFE) $\geq 99.9\%$ 0.1 MICRON.</p>
Will my mouth, nose or eyes be exposed to airborne hazards (i.e. airborne precautions, high risk AGMP, query confirmed COVID-19 positive AGMP, or specific chemical hazard requiring an N95?	Respirator		<p>A fit tested N95 respirator (or equivalent) will protect from airborne particulate hazards.</p> <p>Note: You must only wear the model that you are fit tested to.</p> <p>Note: Eye protection must be worn in combination with any respirator. <i>*Personal eye glasses do not count as eye protection.</i></p> <p>Note: A face shield helps keep a respirator clean and provides an additional barrier protection.</p>